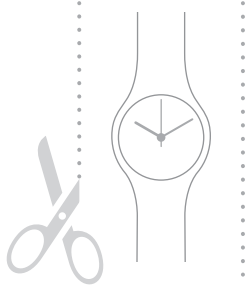


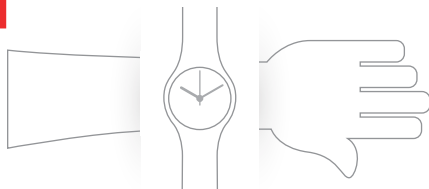
PASST DIE GEHÄUSEGRÖÖE ZU MEINEM HANDGELENK?

! Bitte drucke das Dokument mit einem Zoom von 100% aus.

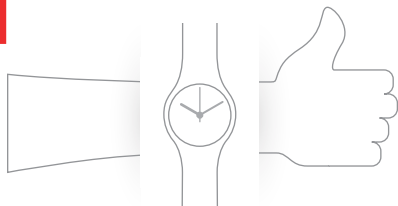
1



2



3

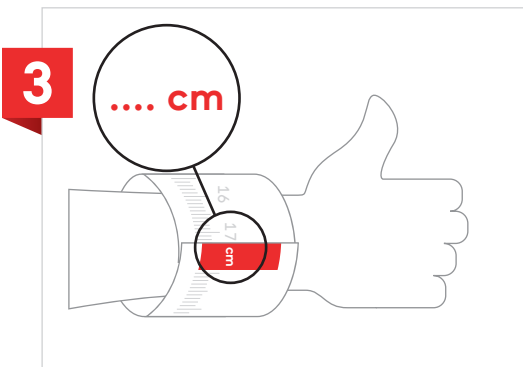
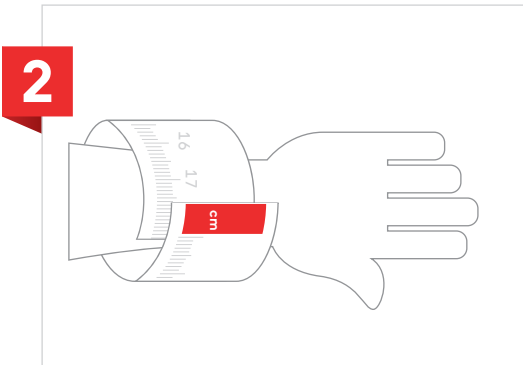



shop.swatch.com



AUSMESSEN. ANPROBIEREN.

! Bitte drucke das Dokument mit einem Zoom von 100% aus.



shop.swatch.com

